



5931 West Campus Circle Drive
 Irving, Texas 75063
 Phone: (972) 751-9400
 Fax: (972) 751-9500
 www.packexpolasvegas.com

Submit Designer booth graphics to PES prior to 8/26/19 in order to avoid the 50% expedite fee on rental package.

A Digital Setup Fee of \$125 will be charged for all Designer Models.

Modular Rental Exhibits

**Discount Deadline:
 August 12, 2019
 (excludes labor)**

Prices for Modular Rental Exhibits include the exhibit, stem lights, and labor to install and dismantle structure. To order a full turnkey exhibit, please review the PES exhibiting packages order forms and information. PES exhibiting packages include carpet, a wastebasket, electrical outlet, daily cleaning and furniture.

Electrical outlets and electrical labor and materials are NOT included for Modular Rental Exhibits.

Description			Qty	Advance Price	Standard Price	Total
1 8 Ft. High x 10 Ft. Wide Units	A100B	Essential Basic	X	\$ 1,697.08	\$ 2,424.40 =	
	A100D	Essential Designer (includes graphics)	X	\$ 3,039.40	\$ 4,342.00 =	
	B100B	Overlay Basic	X	\$ 1,777.55	\$ 2,539.35 =	
	B100D	Overlay Designer (includes graphics)	X	\$ 3,119.87	\$ 4,456.95 =	
	D100B	Storage Room Basic	X	\$ 2,172.56	\$ 3,103.65 =	
	D100D	Storage Room Designer (includes graphics)	X	\$ 3,752.60	\$ 5,360.85 =	
	F100	Designer Light Box (includes graphics)	X	\$ 3,277.12	\$ 4,681.60 =	
2 8 Ft. High x 15 Ft. Wide Units	A150B	Essential Basic	X	\$ 2,410.31	\$ 3,443.30 =	
	A150D	Essential Designer (includes graphics)	X	\$ 4,560.92	\$ 6,515.60 =	
	B150B	Overlay Basic	X	\$ 2,666.34	\$ 3,809.05 =	
	B150D	Overlay Designer (includes graphics)	X	\$ 4,680.87	\$ 6,686.95 =	
	D150B	Storage Room Basic	X	\$ 3,258.85	\$ 4,655.50 =	
	D150D	Storage Room Designer (includes graphics)	X	\$ 5,628.91	\$ 8,041.30 =	
	E150B	Storage Counter Basic	X	\$ 3,258.85	\$ 4,655.30 =	
E150D	Storage Counter Designer (includes graphics)	X	\$ 5,628.91	\$ 8,041.30 =		
3 8 Ft. High x 20 Ft. Wide Units	A200B	Essential Basic	X	\$ 3,394.16	\$ 4,848.80 =	
	A200D	Essential Designer (includes graphics)	X	\$ 6,078.77	\$ 8,693.95 =	
	B200B	Overlay Basic	X	\$ 3,555.09	\$ 5,078.70 =	
	B200D	Overlay Designer (includes graphics)	X	\$ 6,239.70	\$ 8,913.85 =	
	D200B	Storage Room Basic	X	\$ 4,649.26	\$ 6,641.80 =	
	D200D	Storage Room Designer (includes graphics)	X	\$ 7,285.74	\$10,408.20 =	
	F200	Designer Light Box (includes graphics)	X	\$ 6,554.24	\$ 9,363.20 =	

Cancellation Policy: A 50% penalty is charged for cancellations prior to 8/26/19. No refunds will be made thereafter.

ADDITIONAL INFORMATION

Can't find it? Please call your Customer Account Manager (CAM) with any questions, needs, or special requests.

Exhibit Booth Rental orders requested on-site are subject to availability and may incur additional fees.

CALCULATING YOUR TOTAL

Subtotal	_____
50% Expedite Fee if ordered after 8/26/19	_____
100% Expedite Fee if ordered after 9/1/19	_____
Add 8.25% Rental Tax	_____
TOTAL	_____

Exhibiting Company: _____

Print Name: _____

Booth Number: _____

Date: _____

Authorizer's Signature: _____



5931 West Campus Circle Drive
 Irving, Texas 75063
 Phone: (972) 751-9400
 Fax: (972) 751-9500
 www.packexpolasvegas.com

Submit Designer booth graphics to PES prior to 8/26/19 in order to avoid the 50% expedite fee on rental package.

A Digital Setup Fee of \$125 will be charged for all Designer Models.

Modular Rental Exhibits

**Discount Deadline:
 August 12, 2019
 (excludes labor)**

Prices for Modular Rental Exhibits include the exhibit, stem lights, and labor to install and dismantle structure. To order a full turnkey exhibit, please review the PES exhibiting packages order forms and information. PES exhibiting packages include carpet, a wastebasket, electrical outlet, daily cleaning and furniture.

Electrical outlets and electrical labor and materials are NOT included for Modular Rental Exhibits.

Description		Qty	Advance Price	Standard Price	Total
4 12 Ft. High Options	C100B 12ft. High Basic (10ft. Wide)	X	\$ 2,724.86	\$ 3,892.65 =	
	C100D 12ft. High Designer (10ft. Wide)	X	\$ 4,359.74	\$ 6,228.20 =	
	C150B 12ft. High Basic (15ft. Wide)	X	\$ 4,089.09	\$ 5,841.55 =	
	C150D 12ft. High Designer (15ft. Wide)	X	\$ 6,542.55	\$ 9,346.50 =	
	C200B 12ft. High Basic (20ft. Wide)	X	\$ 5,449.68	\$ 7,785.25 =	
	C200D 12ft. High Designer (20ft. Wide)	X	\$ 8,719.48	\$12,456.40 =	

5 Booth Details Choose ONE Panel Type and Color.

Standard Laminate: Black Gray White Blue
 Fabric: Blue Fabric Gray Fabric Black Fabric

(Pegboard, Slat Wall and Grid Wall are available. Contact your Customer Account Manager.)

6 Booth Header Options Standard Header Copy (Please type or print.)

Letter Color: Black Red Blue
 Font Type: Times New Roman Bold Castle T Bold Arial Black Cooper Black

OR

Custom Header - See below to order and our Graphics Information form for sending artwork.

7 Custom Headers	10ft. Wide Custom Header Option (8ft. High Booths)	X	\$ 256.03	\$ 365.75 =	
	10ft. Wide Custom Header Option (12ft. High Booths)	X	\$ 435.26	\$ 621.80 =	
	15ft. Wide Custom Header Option (8ft. High Booths)	X	\$ 384.06	\$ 548.65 =	
	15ft. Wide Custom Header Option (12ft. High Booths)	X	\$ 651.04	\$ 930.05 =	
	20ft. Wide Custom Header Option (8ft. High Booths)	X	\$ 512.05	\$ 731.50 =	
	20ft. Wide Custom Header Option (12ft. High Booths)	X	\$ 870.49	\$ 1,243.55 =	

Add a custom graphic header to any booth rental for a fraction of the cost of a full designer option rental. Logos and company branding will add the custom look without breaking your budget. See order forms for pricing and contact your CAM to finalize your graphic look.

Cancellation Policy: A 50% penalty is charged for cancellations prior to 8/26/19. No refunds will be made thereafter.

ADDITIONAL INFORMATION

Can't find it? Please call your Customer Account Manager (CAM) with any questions, needs, or special requests.

Exhibit Booth Rental orders requested on-site are subject to availability and may incur additional fees.

CALCULATING YOUR TOTAL

Subtotal _____
 50% Expedite Fee if ordered after 8/26/19 _____
 100% Expedite Fee if ordered after 9/1/19 _____
 Add 8.25% Rental Tax _____
TOTAL _____

Exhibiting Company: _____

Print Name: _____

Authorizer's Signature: _____

Booth Number: _____

Date: _____



5931 West Campus Circle Drive
 Irving, Texas 75063
 Phone: (972) 751-9400
 Fax: (972) 751-9500
 www.packexpolasvegas.com

Use this page to add accessories to your rental booth or PES exhibiting package or as upgrades to your existing booth design.

A Digital Setup Fee of \$125 will be charged for all units with graphics.

Modular Rental Exhibits

**Discount Deadline:
 August 12, 2019
 (excludes labor)**

PACK EXPO Services Exhibit Rental Division offers exhibitors a quick and cost effective solution for trade show participation. Price includes shipping, and installation and dismantle labor of your Modular Rental.

			Qty	Advance Price	Standard Price	Total
8 Accessories (Please see the following page for panel color and graphic options.)	ACC1	Curved Reception w/ Open Back	X	\$ 537.08	\$ 767.25 =	
	ACC1	Curved Reception w/ Open Back (graphics)	X	\$ 604.17	\$ 863.10 =	
	ACC2	Essential Credenza	X	\$ 380.42	\$ 543.45 =	
	ACC2	Essential Credenza (graphics)	X	\$ 447.55	\$ 639.35 =	
	ACC3	Cosmopolitan Credenza	X	\$ 581.81	\$ 831.15 =	
	ACC3	Cosmopolitan Credenza (graphics)	X	\$ 648.94	\$ 927.05 =	
	ACC5	Contemporary Credenza	X	\$ 447.55	\$ 639.35 =	
	ACC5	Contemporary Credenza (graphics)	X	\$ 492.00	\$ 702.85 =	
	ACC6	Contemporary Credenza w/ Standoff Sign	X	\$ 469.95	\$ 671.35 =	
	ACC6	Contemporary Credenza w/ Standoff Sign (graphics)	X	\$ 537.08	\$ 767.25 =	
	ACC8	Essential Pedestal	X	\$ 380.42	\$ 543.45 =	
	ACC8	Essential Pedestal (graphics)	X	\$ 447.55	\$ 639.35 =	
	ACC9	Reception Counter w/ Open Back	X	\$ 537.08	\$ 767.25 =	
	ACC9	Reception Counter w/ Open Back (graphics)	X	\$ 648.94	\$ 927.05 =	
	ACC10	Essential Extended Credenza w/ Shelf	X	\$ 581.81	\$ 831.15 =	
	ACC10	Essential Extended Credenza w/ Shelf (graphics)	X	\$ 716.07	\$1,022.95 =	
	ACC11	Additional Stem Light	X	\$ 71.09	\$ 101.55 =	
	ACC12	Floor Can Light	X	\$ 51.21	\$ 73.15 =	
	ACC13	8" Straight White Laminate Shelf	X	\$ 67.17	\$ 95.95 =	
	ACC14	8" Straight Black Laminate Shelf	X	\$ 67.17	\$ 95.95 =	
	ACC15	8" Straight Clear Shelf	X	\$ 67.17	\$ 95.95 =	
	ACC22	Information Station Credenza	X	\$ 714.98	\$1,021.40 =	
	ACC23	Information Station Tower	X	\$ 714.98	\$1,021.40 =	
	ACC23	Information Station Tower (graphics)	X	\$ 872.97	\$1,247.10 =	
	ACC24	Freestanding Meter Panel Graphic	X	\$ 521.43	\$ 744.90 =	
	ACC33	12" Straight White Laminate Shelf	X	\$ 67.17	\$ 95.95 =	
	ACC34	12" Straight Black Laminate Shelf	X	\$ 67.17	\$ 95.95 =	
	ACC35	12" Straight Clear Shelf	X	\$ 67.17	\$ 95.95 =	

Cancellation Policy: A 50% penalty is charged for cancellations prior to 8/26/19. No refunds will be made thereafter.

ADDITIONAL INFORMATION	CALCULATING YOUR TOTAL
Can't find it? Please call your Customer Account Manager (CAM) with any questions, needs, or special requests.	Subtotal _____
Exhibit Booth Rental orders requested on-site are subject to availability and may incur additional fees.	50% Expedite Fee if ordered after 8/26/19 _____
	100% Expedite Fee if ordered after 9/1/19 _____
	Add 8.25% Rental Tax _____
	TOTAL _____

Exhibiting Company: _____

Booth Number: _____

Print Name: _____

Date: _____

Authorizer's Signature: _____



5931 West Campus Circle Drive
 Irving, Texas 75063
 Phone: (972) 751-9400
 Fax: (972) 751-9500
 www.packexpolasvegas.com

Use this page to add accessories to your rental booth or PES exhibiting package or as upgrades to your existing booth design.

A Digital Setup Fee of \$125 will be charged for all units with graphics.

Design Your Own Booth

**Discount Deadline:
 August 12, 2019
 (excludes labor)**

PACK EXPO Services Exhibit Rental Division offers exhibitors a quick and cost effective solution for trade show participation. Price includes shipping, and installation and dismantle labor of your Modular Rental.

		Qty	Advance Price	Standard Price	Total
9 Components	Design Fee (Per Project)	X	\$130.65	\$130.65	=
	8' high 1/2 Meter Vertical Panel	X	\$274.33	\$391.90	=
	8' high 1/2 Meter Vertical Panel (with graphics) (single sided)	X	\$329.18	\$470.25	=
	8' high 1 Meter Vertical Panel	X	\$420.63	\$600.90	=
	8' high 1 Meter Vertical Panel (with graphics) (single sided)	X	\$519.37	\$741.95	=
	8' high Door and Frame	X	\$512.05	\$731.50	=
	8' high Door and Frame (with graphics)	X	\$603.51	\$862.15	=
	Sidewall (42" high x 6' wide)	X	\$292.60	\$418.00	=
	Sidewall with graphics (42" high x 6' wide) (single sided)	X	\$384.06	\$548.65	=
	1/2 Meter Low Wall	X	\$106.23	\$151.75	=
	Add Modular Header (call for quote)	X	Call for quote	Call for quote	=
Increase to 12' height (call for quote)	X	Call for quote	Call for quote	=	

10 Panel Color Choose ONE Panel Type and Color.

Hardwall: Black Gray White Blue

Fabric: Blue Fabric Gray Fabric Black Fabric

11 Graphic Options Please send your logo and artwork to your CAM and include the Show Name, Exhibitor Name and booth number. For best results please send a vector image. See the Graphic Information form for specific setup instructions.

Cancellation Policy: A 50% penalty is charged for cancellations prior to 8/26/19. No refunds will be made thereafter.

ADDITIONAL INFORMATION	CALCULATING YOUR TOTAL
Can't find it? Please call your Customer Account Manager (CAM) with any questions, needs, or special requests.	Subtotal _____
Exhibit Booth Rental orders requested on-site are subject to availability and may incur additional fees.	50% Expedite Fee if ordered after 8/26/19 _____
	100% Expedite Fee if ordered after 9/1/19 _____
	Add 8.25% Rental Tax _____
	TOTAL _____

Exhibiting Company: _____
 Print Name: _____
 Authorizer's Signature: _____

Booth Number: _____
 Date: _____



5931 West Campus Circle Drive
 Irving, Texas 75063
 Phone: (972) 751-9400
 Fax: (972) 751-9500
 www.packexpolasvegas.com

**Use this page to request a design layout
 and quote for basic modular rental needs.**

**If you need a more complex design, please
 contact our Custom Booth Department at
 PES.custombooth@packexposervices.com**

Design Your Own Booth

**Discount Deadline:
 August 12, 2019
 (excludes labor)**

Please provide us with a top view sketch of what you would like your booth to be. Return this form to your CAM. A price quote and production drawing will be returned to you.

Don't forget to add accessories. See Form 10c for details.

Prices include shipping, Installation and Dismantle of your exhibit.

A Digital Setup Fee of \$125.00 per project will apply.

What is your target date and time:
 Date: _____
 Time: _____

1 Square = 1 Meter or 1 panel

Booth Dimensions: _____ x _____

Cancellation Policy: A 50% penalty is charged for cancellations prior to 9/17/18. No refunds will be made thereafter.

ADDITIONAL INFORMATION

Can't find it? Please call your Customer Account Manager (CAM) with any questions, needs, or special requests.

Exhibit Booth Rental orders requested on-site are subject to availability and may incur additional fees.

CALCULATING YOUR TOTAL

Subtotal	_____
50% Expedite Fee if ordered after 8/26/19	_____
100% Expedite Fee if ordered after 9/1/19	_____
Add 8.25% Rental Tax	_____
TOTAL	_____

Exhibiting Company: _____
 Print Name: _____
 Authorizer's Signature: _____

Booth Number: _____
 Date: _____

Exhibit Solutions



PACK EXPO Services can provide you a complete rental exhibit in a style that fits your needs and at a price that fits your budget. You pay no design fees, no shipping fees, no material handling fees and no repair or refurbishing fees. Make a bigger splash and order the Designer version which includes graphics designed just for you.


Each rental includes the header, lights, and installation and dismantle labor. Designer versions include custom graphics. See item descriptions for more details. If you should have any questions or to place an order, please feel free to contact your Customer Account Manager for additional assistance.

You may combine any rental booth with a PES Exhibiting Package to create a true turnkey exhibit.

8' High – 10' Wide Units

exhibit solutions

A100D Designer Model



A100B Basic Model



Rental Includes:

- Header (Custom Header Additional Cost)
- (3) Spot Lights
- Custom Graphics (Designer Only Option)

Refer to page 11 & 12 for various counters, shelves, and other accessories.

B100D Designer Model



B100B Basic Model




Rental Includes:

- Flat Surface Backwall
- (3) Spot Lights
- Custom Graphics (Designer Only Option)

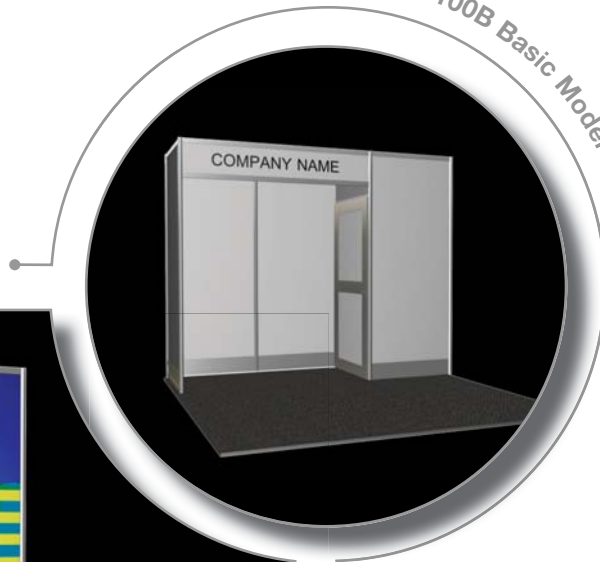
8' High – 10' Wide Units

exhibit solutions

D100D Designer Model



D100B Basic Model



Rental Includes:

- Header (Custom Header Additional Cost)
- (2) Spot Lights
- Storage Room
- Custom Graphics (Designer Only Option)

Refer to page 11 & 12 for various counters, shelves, and other accessories.

F100 Model




Rental Includes:


- Backlit Plexiglass Graphics
- Internal Lights
- Available as a Designer Version Only

8' High – 15' Wide Units

A150 Designer Model



A150 Basic Model




Rental Includes:


- 2 Headers (Custom Header Additional Cost)
- (4) Spot Lights
- Custom Graphics (Designer Only Option)

Refer to page 11 & 12 for various counters, shelves, and other accessories.

B150 Designer Model



B150 Basic Model




Rental Includes:

- Flat Surface Backwall
- (5) Spot Lights
- Custom Graphics (Designer Only Option)

8' High – 15' Wide Units

exhibit solutions

D150D Designer Model




Rental Includes:

- Header (Custom Header Additional Cost)
- (3) Spot Lights
- Storage Room
- Custom Graphics (Designer Only Option)

Refer to page 11 & 12 for various counters, shelves, and other accessories.

E150D Designer Model



Rental Includes:

- (2) Headers (Custom Headers Additional Cost)
- (4) Spot Lights
- (2) Counters with storage
- Custom Graphics (Designer Only Option)

8' High – 20' Wide Units

exhibit solutions

B200B Basic Model



B200D Designer Model




Rental Includes:

- Flat Surface Backwall
- (6) Spot Lights
- Custom Graphics (Designer Only Option)

Refer to page 11 & 12 for various counters, shelves, and other accessories.

F200 Designer Model





Rental Includes:

- Backlit Plexiglass Graphics
- Internal Lights
- Available as a Designer Version Only

8' High – 20' Wide Units

exhibit solutions

D200D Designer Model




D200B Basic Model

Rental Includes:

- Header (Custom Header Additional Cost)
- (4) Spot Lights
- Storage Room
- Custom Graphics (Designer Only Option)

Refer to page 11 & 12 for various counters, shelves, and other accessories.

A200D Designer Model



A200B Basic Model

Rental Includes:

- Header (Custom Header Additional Cost)
- (6) Spot Lights
- (2) Counters with storage
- Custom Graphics (Designer Only Option)

12' High Options

C100 Designer Model (10' Wide)



C100 Basic Model

Rental Includes:

- Header (Custom Header Additional Cost)
- (3) Spot Lights
- Custom Graphics (Designer Only Option)

Refer to page 11 & 12 for various counters, shelves, and other accessories.

C150 Designer Model (15' Wide)



C150 Basic Model


Rental Includes:

- 2 Headers (Custom Header Additional Cost)
- (4) Spot Lights
- Custom Graphics (Designer Only Option)

12' High Options

exhibit solutions

C200 Basic Model



C200 Designer Model (20' Wide)



Rental Includes:

- 2 Headers (Custom Header Additional Cost)
- (6) Spot Lights
- Custom Graphics (Designer Only Option)

Refer to page 11 & 12 for various counters, shelves, and other accessories.

Custom Headers:

Add a custom graphic header to any booth rental for a fraction of the cost of a full designer option rental. Logos and company branding will add that custom look without breaking your budget. See order forms for pricing and contact your CAM to finalize your graphic look.

Have your own idea?

We can help you design your own booth.

It's easy!

Configure a booth to meet your specific needs.

Our design department will bring it to life.



Using the same materials as the drawings in the previous pages, you can design your own booth layout. Reference the order form on the following pages, sketch out your idea and submit your order. Your Customer Account Manager will review the drawing for any questions and quote you a cost...it's that easy!

Once you approve the quote, a detailed drawing will be created and reviewed by a Modular Systems Expert. This expert will confirm the booth design is structurally sound and follows all Show Management

guidelines. The drawings are sent to you for one last review and you're done. The next time you see the design again will be when it's standing in your booth.

It's a quick and easy option providing exactly what you want at an affordable price. You design it, we build it. Order it today.



PACK Expo Services
5931 W. Campus Circle Dr.
Irving, TX 75063
Ph: 972-751-9400

Color Selections

exhibit solutions

Rental options and accessories can help attract attention on the show floor. Different panel and carpeting colors emphasize your marketing message. Shelving, credenzas, and display cases help you showcase the products or literature you want attendees to notice.



Standard Header Font Styles

Arial Black

Cooper Black

Times New Roman Bold

Castle T Bold

Header fonts available in red, blue, and black.
Custom headers are available.

Accessories

exhibit solutions



ACC11
Stem Light



ACC33
Straight White Laminate Shelf
Size: 39" wide x 12" deep



ACC13
Straight White Laminate Shelf
Size: 39" wide x 8" deep



ACC14
Straight Black Laminate Shelf
Size: 39" wide x 8" deep



ACC15
Straight Clear Shelf
Size: 39" wide x 8" deep



ACC34
12" Straight Black Laminate Shelf
Size: 39" wide x 12" deep

ACC22

Information Station Credenza
Size: 58 1/4" wide x 34 3/4" x 42" high
Comes with lockable door.
Black only.

ACC23

Information Station Tower with
Digital Graphics
Size: 58 1/4" wide x 34 3/4" x 11' high
Comes with lockable door.
Black only.



ACC22

ACC24

Freestanding Panel with
Digital Graphics
Size: 40" wide x 8' high



Accessories

exhibit solutions

All accessories on this page (ACC1-ACC10) can be ordered with Digital Graphics and are available in your choice of fabric or hardwall color. Refer to the Color Selections page for examples of panel colors.



ACC1
Curved Reception Counter with Open Back
Size: 60 1/2" wide x 20" deep x 42" high
Open back - no shelf or door.



ACC6
Contemporary Credenza with Standoff Sign
Size: 38" wide x 30" deep x 46" high
Comes with lockable door and a shelf.



ACC2
Essential Credenza
Size: 40" wide x 30" deep x 42" high
Comes with lockable door and a shelf.



ACC8
Essential Pedestal
Size: 30" wide x 30" deep x 42" high
Pedestal only - closed back.



ACC3
Cosmopolitan Credenza
Size: 66" wide x 40" deep x 42" high
Comes with lockable door and a shelf.



ACC9
Reception Counter with Open Back
Size : 78" wide x 20" deep x 42" high
Open back - no shelf or door.



ACC5
Contemporary Credenza
Size: 38" wide x 30" deep x 46" high
Comes with lockable door and a shelf.



ACC10
Essential Extended Credenza
Size : 78" wide x 20" deep x 42" high
Comes with lockable door and a shelf.