



Exhibit Solutions

PACK EXPO Services can provide you a complete rental exhibit in a style that fits your needs and at a price that fits your budget. You pay no design fees, no shipping fees, no material handling fees and no repair or refurbishing fees. Make a bigger splash and order the Designer version which includes graphics designed just for you.

Each rental includes the header, lights, installation and dismantle labor. Designer versions include custom graphics. See item descriptions for more details. If you should have any questions or to place an order, please feel free to contact your Customer Account Manager for additional assistance.

You may combine any rental booth with a PES Exhibiting Package to create a true turnkey exhibit.

Have your own idea for a rental structure? Let us help you design one to fit your specific needs. Contact us at PEdesign@packexposervices.com

Powered by


THE EXPO GROUP

Today. Tomorrow. Together.®

8' High – 10' Wide Units

exhibit solutions

A100D Designer Model



A100B Basic Model



Rental Includes:

- Header (Custom Header Additional Cost)
- (3) Spot Lights
- Custom Graphics (Designer Only Option)

Refer to page 11 & 12 for various counters, shelves, and other accessories.

B100D Designer Model



B100B Basic Model




Rental Includes:

- Flat Surface Backwall
- (3) Spot Lights
- Custom Graphics (Designer Only Option)

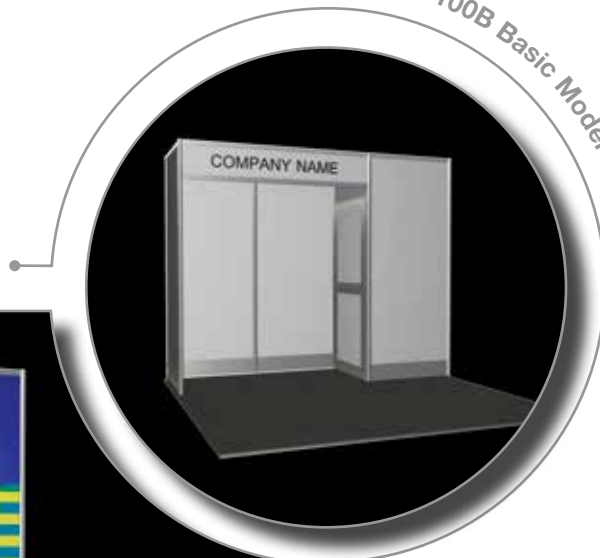
8' High – 10' Wide Units

exhibit solutions

D100D Designer Model



D100B Basic Model



Rental Includes:

- Header (Custom Header Additional Cost)
- (2) Spot Lights
- Storage Room
- Custom Graphics (Designer Only Option)

Refer to page 11 & 12 for various counters, shelves, and other accessories.

F100 Model





Rental Includes:

- Backlit Plexiglass Graphics
- Internal Lights
- Available as a Designer Version Only

8' High – 15' Wide Units

A150 Designer Model



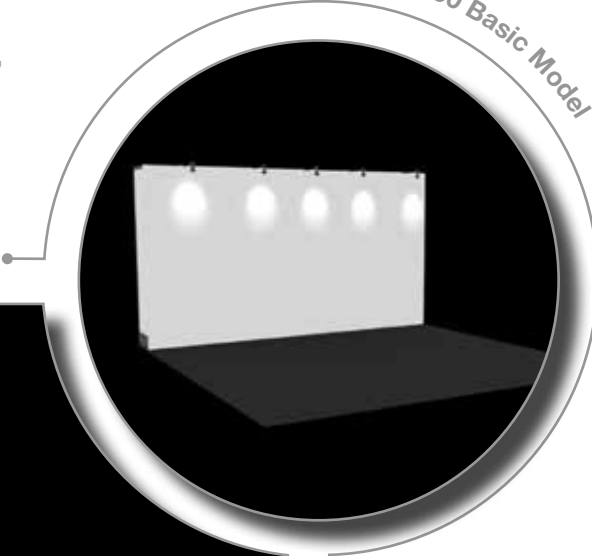

A150 Basic Model

Rental Includes:

- 2 Headers (Custom Header Additional Cost)
- (4) Spot Lights
- Custom Graphics (Designer Only Option)

Refer to page 11 & 12 for various counters, shelves, and other accessories.

B150 Designer Model



B150 Basic Model


Rental Includes:

- Flat Surface Backwall
- (5) Spot Lights
- Custom Graphics (Designer Only Option)

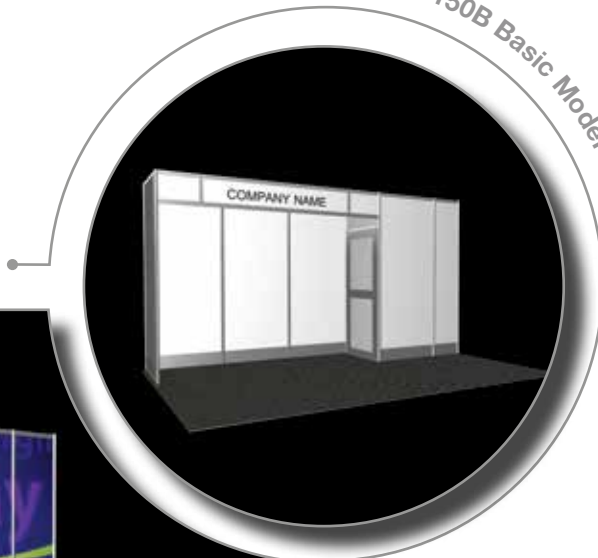
8' High – 15' Wide Units

exhibit solutions

D150D Designer Model



D150B Basic Model




Rental Includes:


- Header (Custom Header Additional Cost)
- (3) Spot Lights
- Storage Room
- Custom Graphics (Designer Only Option)

Refer to page 11 & 12 for various counters, shelves, and other accessories.

E150D Designer Model



E150B Basic Model



Rental Includes:

- (2) Headers (Custom Headers Additional Cost)
- (4) Spot Lights
- (2) Counters with storage
- Custom Graphics (Designer Only Option)

8' High – 20' Wide Units

exhibit solutions

B200D Designer Model



B200B Basic Model

Rental Includes:

- Flat Surface Backwall
- (6) Spot Lights
- Custom Graphics (Designer Only Option)

Refer to page 11 & 12 for various counters, shelves, and other accessories.

F200 Designer Model



Rental Includes:


- Backlit Plexiglass Graphics
- Internal Lights
- Available as a Designer Version Only

To order exhibits proceed to the modular rental exhibits order form. For questions please call 972.751.9400
To upgrade any booth to a turnkey package please refer to the PES Exhibiting Packages information and order forms.

8' High – 20' Wide Units


exhibit solutions

D200D Designer Model



Refer to page 11 & 12 for various counters, shelves, and other accessories.

A200D Designer Model



D200B Basic Model



Rental Includes:

- Header (Custom Header Additional Cost)
- (4) Spot Lights
- Storage Room
- Custom Graphics (Designer Only Option)

A200B Basic Model



Rental Includes:

- Header (Custom Header Additional Cost)
- (6) Spot Lights
- (2) Counters with storage
- Custom Graphics (Designer Only Option)

12' High Options

C100 Designer Model (10' Wide)



C100 Basic Model

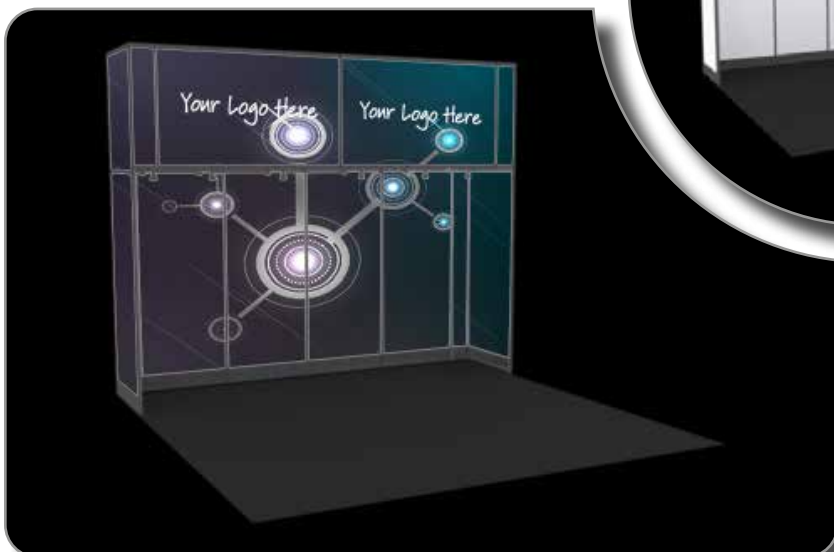


Rental Includes:

- Header (Custom Header Additional Cost)
- (3) Spot Lights
- Custom Graphics (Designer Only Option)

Refer to page 11 & 12 for various counters, shelves, and other accessories.

C150 Designer Model (15' Wide)



C150 Basic Model



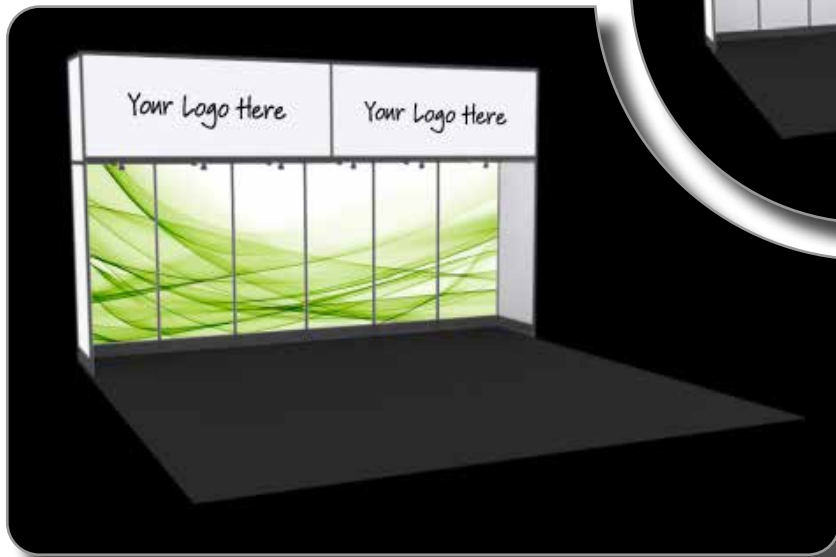
Rental Includes:

- 2 Headers (Custom Header Additional Cost)
- (4) Spot Lights
- Custom Graphics (Designer Only Option)


12' High Options

exhibit solutions

C200 Designer Model (20' Wide)



C200 Basic Model



Rental Includes:

- 2 Headers (Custom Header Additional Cost)
- (6) Spot Lights
- Custom Graphics (Designer Only Option)

Refer to page 11 & 12 for various counters, shelves, and other accessories.

Custom Headers:

Add a custom graphic header to any booth rental for a fraction of the cost of a full designer option rental. Logos and company branding will add that custom look without breaking your budget. See order forms for pricing and contact your CAM to finalize your graphic look.

Have your own idea?

We can help you design your own booth.

It's easy!

Configure a booth to meet your specific needs.

Our design department will bring it to life.



Using the same materials as the drawings in the previous pages, you can design your own booth layout. Reference the order form on the following pages, sketch out your idea and submit your order. Your Customer Account Manager will review the drawing for any questions and quote you a cost... it's that easy!

Once you approve the quote, a detailed drawing will be created and reviewed by a Modular Systems Expert. This expert will confirm the booth design is structurally sound and follows all Show Management

guidelines. The drawings are sent to you for one last review and you're done. The next time you see the design again will be when it's standing in your booth.

It's a quick and easy option providing exactly what you want at an affordable price. You design it, we build it. Order it today.




PESdesign@packexposervices.com
Ph: 972-751-9400

Color Selections

exhibit solutions

Rental options and accessories can help attract attention on the show floor. Different panel and carpeting colors emphasize your marketing message. Shelving, credenzas, and display cases help you showcase the products or literature you want attendees to notice.



Standard Header Font Styles

Arial Black

Cooper Black

Times New Roman Bold

Castle T Bold

Header fonts available in red, blue, and black.
Custom headers are available.

Accessories

exhibit solutions



ACC11
Stem Light



ACC33
Straight White Laminate Shelf
Size: 39" wide x 12" deep



ACC13
Straight White Laminate Shelf
Size: 39" wide x 8" deep



ACC14
Straight Black Laminate Shelf
Size: 39" wide x 8" deep



ACC15
Straight Clear Shelf
Size: 39" wide x 8" deep



ACC34
12" Straight Black Laminate Shelf
Size: 39" wide x 12" deep

ACC22

Information Station Credenza
Size: 58 1/4" wide x 34 3/4" x 42" high
Comes with lockable door.
Black only.

ACC23

Information Station Tower with
Digital Graphics
Size: 58 1/4" wide x 34 3/4" x 11' high
Comes with lockable door.
Black only.



ACC22

ACC24

Freestanding Panel with
Digital Graphics
Size: 40" wide x 8' high



Accessories

exhibit solutions

All accessories on this page (ACC1-ACC10) can be ordered with Digital Graphics and are available in your choice of fabric or hardwall color. Refer to the Color Selections page for examples of panel colors.



ACC1
Curved Reception Counter with Open Back
Size: 60 1/2" wide x 20" deep x 42" high
Open back - no shelf or door.



ACC6
Contemporary Credenza with Standoff Sign
Size: 38" wide x 30" deep x 46" high
Comes with lockable door and a shelf.



ACC2
Essential Credenza
Size: 40" wide x 30" deep x 42" high
Comes with lockable door and a shelf.

ACC8
Essential Pedestal
Size: 30" wide x 30" deep x 42" high
Pedestal only - closed back.



ACC3
Cosmopolitan Credenza
Size: 66" wide x 40" deep x 42" high
Comes with lockable door and a shelf.

ACC9
Reception Counter with Open Back
Size : 78" wide x 20" deep x 42" high
Open back - no shelf or door.



ACC5
Contemporary Credenza
Size: 38" wide x 30" deep x 46" high
Comes with lockable door and a shelf.

ACC10
Essential Extended Credenza
Size : 78" wide x 20" deep x 42" high
Comes with lockable door and a shelf.




Graphics

exhibit solutions

Signs

In addition to the panels that line your exhibit, you might also need a specific sign promoting your latest product, announcing a giveaway, or an invitation to a demonstration. Popular sizes are 22"x 28" and 28"x 44"; these sizes work best on easels. Small signs measuring 7"x 11" are also great on tabletops. Large signs also can be made, measuring 40"x 60" or more.




Headers

Each modular Rental Exhibit includes a standard header with your company name. When upgrading to a custom header, our design team can assist you in visually attracting the attention your booth deserves.

Graphic Panels

Standard graphic panels can be created to fit any modular rental exhibit, or custom panels can be built. PES also offers backlit graphic panels. A perfect way to capture the attention of potential business.



Banners

Another way to promote your company and your products are wide banners across your booth, or perhaps in a sponsored conference room. Vinyl, cloth, and foamcore banners are available at any size.