



5931 Campus Circle Drive West  
 Irving, Texas 75063  
 Phone: (972) 751-9400  
 Email: pack.east@packexpo.com  
 www.packexpo.com



March 21-23, 2022  
 Pennsylvania Convention Center  
 Philadelphia, PA USA

# Modular Rental Exhibits

**Discount Deadline:**  
**February 7, 2022**  
 (excludes labor)

Submit Designer booth graphics to PES prior to 2/21/22 to avoid a 50% expedite fee. Digital Setup Fee of \$125 will be charged for all Designer Models.

Prices for Modular Rental Exhibits include the exhibit, stem lights, and labor to install and dismantle structure. Order a full turnkey exhibit on the PES Exhibiting Packages order forms. PES exhibiting packages include carpet, a wastebasket, electrical outlet, daily cleaning and furniture.

**Electrical outlets and electrical labor and materials are NOT included for Modular Rental Exhibits.**

	Description	Qty	Advance Price	Standard Price	Total
<b>1</b> 8 Ft. High x 10 Ft. Wide Units	A100B Essential Basic	X	\$ 2,195.45	\$ 3,136.40 =	
	A100D Essential Designer (includes graphics)	X	\$ 3,991.15	\$ 5,701.65 =	
	B100B Overlay Basic	X	\$ 2,637.70	\$ 3,768.15 =	
	B100D Overlay Designer (includes graphics)	X	\$ 4,790.45	\$ 6,843.50 =	
	D100B Storage Room Basic	X	\$ 2,850.90	\$ 4,072.75 =	
	D100D Storage Room Designer (includes graphics)	X	\$ 5,190.10	\$ 7,414.45 =	
	F100 Designer Light Box (includes graphics)	X	\$ 5,038.00	\$ 7,197.15 =	
<b>2</b> 8 Ft. High x 15 Ft. Wide Units	A150B Essential Basic	X	\$ 3,077.65	\$ 4,396.65 =	
	A150D Essential Designer (includes graphics)	X	\$ 5,595.10	\$ 7,993.00 =	
	B150B Overlay Basic	X	\$ 3,697.00	\$ 5,281.45 =	
	B150D Overlay Designer (includes graphics)	X	\$ 6,715.60	\$ 9,593.75 =	
	D150B Storage Room Basic	X	\$ 4,390.80	\$ 6,272.60 =	
	D150D Storage Room Designer (includes graphics)	X	\$ 7,966.30	\$11,380.45 =	
	E150B Storage Counter Basic	X	\$ 4,390.80	\$ 6,272.60 =	
E150D Storage Counter Designer (includes graphics)	X	\$ 7,966.30	\$11,380.45 =		
<b>3</b> 8 Ft. High x 20 Ft. Wide Units	A200B Essential Basic	X	\$ 5,270.00	\$ 7,528.60 =	
	A200D Essential Designer (includes graphics)	X	\$ 9,580.85	\$13,686.95 =	
	B200B Overlay Basic	X	\$ 5,270.00	\$ 7,528.60 =	
	B200D Overlay Designer (includes graphics)	X	\$ 9,580.85	\$13,686.95 =	
	D200B Storage Room Basic	X	\$ 5,270.00	\$ 7,528.60 =	
	D200D Storage Room Designer (includes graphics)	X	\$ 9,580.85	\$13,686.95 =	
	F200 Designer Light Box (includes graphics)	X	\$ 9,068.30	\$12,954.75 =	

**Cancellation Policy:** No cancellation fee if cancelled prior to 1/24/2022. No refunds will be made thereafter.

ADDITIONAL INFORMATION	CALCULATING YOUR TOTAL
Can't find it? Please call your Customer Account Manager (CAM) with any questions, needs, or special requests.	Subtotal _____
Exhibit Booth Rental orders requested on-site are subject to availability and may incur additional fees.	50% Expedite Fee if ordered after 2/21/22 _____
	100% Expedite Fee if ordered after 2/28/22 _____
	Add 8% Rental Tax _____
	<b>TOTAL</b> _____

Exhibiting Company: \_\_\_\_\_  
 Print Name: \_\_\_\_\_  
 Authorizer's Signature: \_\_\_\_\_

Booth Number: \_\_\_\_\_  
 Date: \_\_\_\_\_



5931 Campus Circle Drive West  
 Irving, Texas 75063  
 Phone: (972) 751-9400  
 Email: pack.east@packexposervices.com  
 www.packexpoeast.com



March 21-23, 2022  
 Pennsylvania Convention Center  
 Philadelphia, PA USA

## Modular Rental Exhibits

**Discount Deadline:**  
**February 7, 2022**  
 (excludes labor)

Submit Designer booth graphics to PES prior to 2/21/22 to avoid a 50% expedite fee. Digital Setup Fee of \$125 will be charged for all Designer Models.

Prices for Modular Rental Exhibits include the exhibit, stem lights, and labor to install and dismantle structure. To order a full turnkey exhibit, please review the PES exhibiting packages order forms and information. PES exhibiting packages include carpet, a wastebasket, electrical outlet, daily cleaning and furniture.

**Electrical outlets and electrical labor and materials are NOT included for Modular Rental Exhibits.**

Description		Qty	Advance Price	Standard Price	Total
4 12 Ft. High Options	C100B 12ft. High Basic (10ft. Wide)	X	\$ 2,637.70	\$ 3,768.15 =	
	C100D 12ft. High Designer (10ft. Wide)	X	\$ 4,790.45	\$ 6,843.50 =	
	C150B 12ft. High Basic (15ft. Wide)	X	\$ 4,427.70	\$ 6,325.30 =	
	C150D 12ft. High Designer (15ft. Wide)	X	\$ 7,524.35	\$10,749.10 =	
	C200B 12ft. High Basic (20ft. Wide)	X	\$ 5,270.00	\$ 7,528.60 =	
	C200D 12ft. High Designer (20ft. Wide)	X	\$ 9,581.70	\$13,688.15 =	

**5 Booth Details** Choose ONE Panel Type and Color.

Hardwall:  Black  Gray  White  Blue  
 Fabric:  Blue Fabric  Gray Fabric  Black Fabric

(Pegboard, Slat Wall and Grid Wall are available. Contact your Customer Account Manager.)

**6 Booth Header Options**  Standard Header Copy (Please type or print.)

Letter Color:  Black  Red  Blue  
 Font Type:  Times New Roman Bold  Castle T Bold  **Arial Black**  **Cooper Black**

OR

Custom Header - See below to order and our Graphics Information form for sending artwork.

7 Custom Headers	10ft. Wide Custom Header Option (8ft. High Booths)	X	\$ 301.85	\$ 431.25 =	
	10ft. Wide Custom Header Option (12ft. High Booths)	X	\$ 513.15	\$ 733.10 =	
	15ft. Wide Custom Header Option (8ft. High Booths)	X	\$ 452.80	\$ 646.90 =	
	15ft. Wide Custom Header Option (12ft. High Booths)	X	\$ 767.50	\$ 1,096.45 =	
	20ft. Wide Custom Header Option (8ft. High Booths)	X	\$ 603.65	\$ 862.40 =	
	20ft. Wide Custom Header Option (12ft. High Booths)	X	\$ 1,026.20	\$ 1,466.00 =	

**Add a custom graphic header to any booth rental for a fraction of the cost of a full designer option rental. Logos and company branding will add the custom look without breaking your budget. See order forms for pricing and contact your CAM to finalize your graphic look.**

**Cancellation Policy:** No cancellation fee if cancelled prior to 1/24/2022. No refunds will be made thereafter.

### ADDITIONAL INFORMATION

Can't find it? Please call your Customer Account Manager (CAM) with any questions, needs, or special requests.

Exhibit Booth Rental orders requested on-site are subject to availability and may incur additional fees.

### CALCULATING YOUR TOTAL

Subtotal \_\_\_\_\_  
 50% Expedite Fee if ordered after 2/21/22 \_\_\_\_\_  
 100% Expedite Fee if ordered after 2/28/22 \_\_\_\_\_  
 Add 8% Rental Tax \_\_\_\_\_  
**TOTAL** \_\_\_\_\_

Exhibiting Company: \_\_\_\_\_

Print Name: \_\_\_\_\_

Authorizer's Signature: \_\_\_\_\_

Booth Number: \_\_\_\_\_

Date: \_\_\_\_\_



5931 Campus Circle Drive West  
 Irving, Texas 75063  
 Phone: (972) 751-9400  
 Email: pack.east@packexpo.com  
 www.packexpo.com



March 21-23, 2022  
 Pennsylvania Convention Center  
 Philadelphia, PA USA

## Modular Rental Exhibits

**Discount Deadline:**  
**February 7, 2022**  
 (excludes labor)

Add accessories to your rental booth, a PES Exhibiting Package or as upgrades to your existing booth. All units with graphics have a \$125 digital setup fee.

PACK EXPO Services Exhibit Rental Division offers exhibitors a quick and cost effective solution for trade show participation. Price includes shipping, and installation and dismantle labor of your Modular Rental.

			Qty	Advance Price	Standard Price	Total
<b>8 Accessories</b> Please see the following page for panel color and graphic options.	ACC1	Curved Reception w/ Open Back	X	\$ 658.65	\$ 940.95 =	
	ACC1	Curved Reception w/ Open Back (graphics)	X	\$ 743.90	\$1,062.75 =	
	ACC2	Essential Credenza	X	\$ 466.60	\$ 666.60 =	
	ACC2	Essential Credenza (graphics)	X	\$ 548.90	\$ 784.15 =	
	ACC3	Cosmopolitan Credenza	X	\$ 713.55	\$1,019.40 =	
	ACC3	Cosmopolitan Credenza (graphics)	X	\$ 795.90	\$1,137.00 =	
	ACC5	Contemporary Credenza	X	\$ 548.90	\$ 784.15 =	
	ACC5	Contemporary Credenza (graphics)	X	\$ 603.45	\$ 862.10 =	
	ACC6	Contemporary Credenza w/ Standoff Sign	X	\$ 576.40	\$ 823.45 =	
	ACC6	Contemporary Credenza w/ Standoff Sign (graphics)	X	\$ 658.65	\$ 940.95 =	
	ACC8	Essential Pedestal	X	\$ 466.60	\$ 666.60 =	
	ACC8	Essential Pedestal (graphics)	X	\$ 548.90	\$ 784.15 =	
	ACC9	Reception Counter w/ Open Back	X	\$ 658.65	\$ 940.95 =	
	ACC9	Reception Counter w/ Open Back (graphics)	X	\$ 751.95	\$1,074.25 =	
	ACC10	Essential Extended Credenza w/ Shelf	X	\$ 713.55	\$1,019.40 =	
	ACC10	Essential Extended Credenza w/ Shelf (graphics)	X	\$ 878.20	\$1,254.60 =	
	ACC11	Additional Stem Light	X	\$ 87.20	\$ 124.60 =	
	ACC12	Floor Can Light	X	\$ 62.85	\$ 89.75 =	
	ACC13	8" Straight White Laminate Shelf	X	\$ 82.40	\$ 117.75 =	
	ACC14	8" Straight Black Laminate Shelf	X	\$ 82.40	\$ 117.75 =	
	ACC15	8" Straight Clear Shelf	X	\$ 82.40	\$ 117.75 =	
	ACC22	Information Station Credenza	X	\$ 876.80	\$1,252.60 =	
	ACC23	Information Station Tower	X	\$ 876.80	\$1,252.60 =	
	ACC23	Information Station Tower (graphics)	X	\$1,070.60	\$1,529.45 =	
	ACC24	Freestanding Meter Panel Graphic (Single Sided)	X	\$ 639.50	\$ 913.60 =	
	ACC24	Freestanding Meter Panel Graphic (Double Sided)	X	\$ 639.50	\$ 913.60 =	
	ACC33	12" Straight White Laminate Shelf	X	\$ 82.40	\$ 117.75 =	
	ACC34	12" Straight Black Laminate Shelf	X	\$ 82.40	\$ 117.75 =	
	ACC35	12" Straight Clear Shelf	X	\$ 82.40	\$ 117.75 =	

**Cancellation Policy:** No cancellation fee if cancelled prior to 1/24/2022. No refunds will be made thereafter.

ADDITIONAL INFORMATION	CALCULATING YOUR TOTAL
Can't find it? Please call your Customer Account Manager (CAM) with any questions, needs, or special requests.	Subtotal _____
Exhibit Booth Rental orders requested on-site are subject to availability and may incur additional fees.	50% Expedite Fee if ordered after 2/21/22 _____
	100% Expedite Fee if ordered after 2/28/22 _____
	Add 8% Rental Tax _____
	<b>TOTAL</b> _____

Exhibiting Company: \_\_\_\_\_

Booth Number: \_\_\_\_\_

Print Name: \_\_\_\_\_

Date: \_\_\_\_\_

Authorizer's Signature: \_\_\_\_\_



5931 Campus Circle Drive West  
 Irving, Texas 75063  
 Phone: (972) 751-9400  
 Email: pack.east@packexposervices.com  
 www.packexpoeast.com



March 21-23, 2022  
 Pennsylvania Convention Center  
 Philadelphia, PA USA

## Design Your Own Booth

**Discount Deadline:**  
**February 7, 2022**  
 (excludes labor)

Add accessories to your rental booth, a PES Exhibiting Package or as upgrades to your existing booth. All units with graphics have a \$125 digital setup fee.

PACK EXPO Services Exhibit Rental Division offers exhibitors a quick and cost effective solution for trade show participation. Price includes shipping, and installation and dismantle labor of your Modular Rental.

	Qty	Advance Price	Standard Price	Total
<b>9 Components</b>	Design Fee (Per Project)	X \$ 250.00	\$ 250.00	=
	8' high 1/2 Meter Vertical Panel	X \$ 455.85	\$ 651.25	=
	8' high 1/2 Meter Vertical Panel (with graphics) (single sided)	X \$ 553.70	\$ 791.00	=
	8' high 1 Meter Vertical Panel	X \$ 726.70	\$1,038.15	=
	8' high 1 Meter Vertical Panel (with graphics) (single sided)	X \$ 913.50	\$1,305.00	=
	8' high Door and Frame	X \$ 553.70	\$ 791.00	=
	8' high Door and Frame (with graphics)	X \$ 691.15	\$ 987.40	=
	Sidewall (42" high x 6' wide)	X \$ 319.80	\$ 456.90	=
	Sidewall with graphics (42" high x 6' wide) (single sided)	X \$ 436.00	\$ 622.90	=
	Add Modular Header (call for quote)	X Call for quote	Call for quote	=
	Increase to 12' height (call for quote)	X Call for quote	Call for quote	=

<b>10 Panel Color</b>	Choose ONE panel type and color.				
	Hard wall	<input type="checkbox"/> Black	<input type="checkbox"/> Gray	<input type="checkbox"/> White	<input type="checkbox"/> Blue
	Fabric	<input type="checkbox"/> Blue Fabric	<input type="checkbox"/> Gray Fabric	<input type="checkbox"/> Black Fabric	

<b>11 Graphic Options</b>	Please send your logo and artwork to your CAM and include the Show Name, Exhibitor Name and booth number. For best results please send a vector image. See the Graphic Information form for specific setup instructions.
---------------------------	--

**Cancellation Policy:** No cancellation fee if cancelled prior to 1/24/2022. No refunds will be made thereafter.

ADDITIONAL INFORMATION	CALCULATING YOUR TOTAL
Can't find it? Please call your Customer Account Manager (CAM) with any questions, needs, or special requests.	Subtotal _____
Exhibit Booth Rental orders requested on-site are subject to availability and may incur additional fees.	50% Expedite Fee if ordered after 2/21/22 _____
	100% Expedite Fee if ordered after 2/28/22 _____
	Add 8% Rental Tax _____
	<b>TOTAL</b> _____

Exhibiting Company: \_\_\_\_\_  
 Print Name: \_\_\_\_\_  
 Authorizer's Signature: \_\_\_\_\_

Booth Number: \_\_\_\_\_  
 Date: \_\_\_\_\_





## Exhibit Solutions

**PACK EXPO Services** can provide you a complete rental exhibit in a style that fits your needs and at a price that fits your budget. You pay no design fees, no shipping fees, no material handling fees and no repair or refurbishing fees. Make a bigger splash and order the Designer version which includes graphics designed just for you.

Each rental includes the header, lights, installation and dismantle labor. Designer versions include custom graphics. See item descriptions for more details. If you should have any questions or to place an order, please feel free to contact your Customer Account Manager for additional assistance.

You may combine any rental booth with a PES Exhibiting Package to create a true turnkey exhibit.

Have your own idea for a rental structure? Let us help you design one to fit your specific needs. Contact us at [PEdesign@packexposervices.com](mailto:PEdesign@packexposervices.com)

Powered by

**THE EXPO GROUP**


Today. Tomorrow. Together.®



# 8' High – 10' Wide Units

exhibit solutions

A100D Designer Model



A100B Basic Model



**Rental Includes:**

- Header (Custom Header Additional Cost)
- (3) Spot Lights
- Custom Graphics (Designer Only Option)

Refer to page 11 & 12 for various counters, shelves, and other accessories.

B100D Designer Model



B100B Basic Model




**Rental Includes:**

- Flat Surface Backwall
- (3) Spot Lights
- Custom Graphics (Designer Only Option)

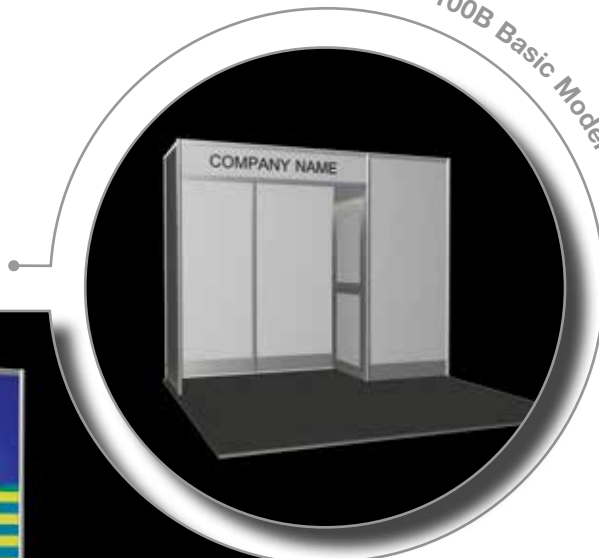
# 8' High – 10' Wide Units

exhibit solutions

D100D Designer Model



D100B Basic Model



**Rental Includes:**

- Header (Custom Header Additional Cost)
- (2) Spot Lights
- Storage Room
- Custom Graphics (Designer Only Option)

Refer to page 11 & 12 for various counters, shelves, and other accessories.

F100 Model





**Rental Includes:**

- Backlit Plexiglass Graphics
- Internal Lights
- Available as a Designer Version Only



# 8' High – 15' Wide Units

A150 Designer Model



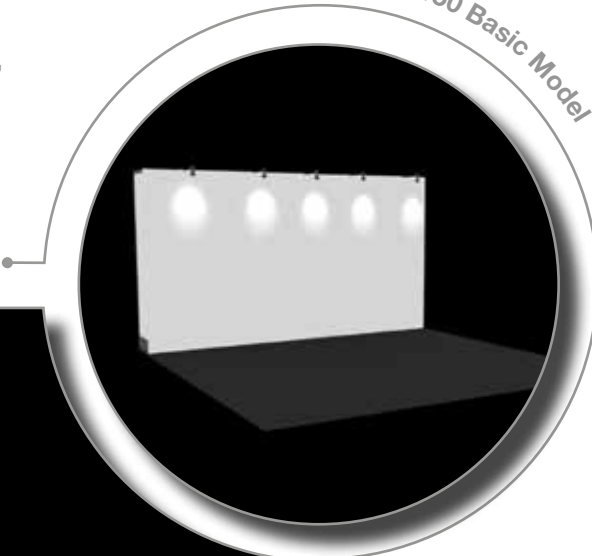

A150 Basic Model

**Rental Includes:**

- 2 Headers (Custom Header Additional Cost)
- (4) Spot Lights
- Custom Graphics (Designer Only Option)

Refer to page 11 & 12 for various counters, shelves, and other accessories.

B150 Designer Model



B150 Basic Model


**Rental Includes:**

- Flat Surface Backwall
- (5) Spot Lights
- Custom Graphics (Designer Only Option)


# 8' High – 15' Wide Units

exhibit solutions

D150D Designer Model



D150B Basic Model




**Rental Includes:**


- Header (Custom Header Additional Cost)
- (3) Spot Lights
- Storage Room
- Custom Graphics (Designer Only Option)

Refer to page 11 & 12 for various counters, shelves, and other accessories.

E150D Designer Model



E150B Basic Model



**Rental Includes:**

- (2) Headers (Custom Headers Additional Cost)
- (4) Spot Lights
- (2) Counters with storage
- Custom Graphics (Designer Only Option)

# 8' High – 20' Wide Units

exhibit solutions

**B200D Designer Model**



*B200B Basic Model*

**Rental Includes:**

- Flat Surface Backwall
- (6) Spot Lights
- Custom Graphics (Designer Only Option)

Refer to page 11 & 12 for various counters, shelves, and other accessories.

**F200 Designer Model**




**Rental Includes:**

- Backlit Plexiglass Graphics
- Internal Lights
- Available as a Designer Version Only

# 8' High – 20' Wide Units


exhibit solutions

D200D Designer Model



Refer to page 11 & 12 for various counters, shelves, and other accessories.

A200D Designer Model



D200B Basic Model



**Rental Includes:**

- Header (Custom Header Additional Cost)
- (4) Spot Lights
- Storage Room
- Custom Graphics (Designer Only Option)

A200B Basic Model



**Rental Includes:**

- Header (Custom Header Additional Cost)
- (6) Spot Lights
- (2) Counters with storage
- Custom Graphics (Designer Only Option)

# 12' High Options

C100 Designer Model (10' Wide)



C100 Basic Model



**Rental Includes:**

- Header (Custom Header Additional Cost)
- (3) Spot Lights
- Custom Graphics (Designer Only Option)

Refer to page 11 & 12 for various counters, shelves, and other accessories.

C150 Designer Model (15' Wide)



C150 Basic Model



**Rental Includes:**

- 2 Headers (Custom Header Additional Cost)
- (4) Spot Lights
- Custom Graphics (Designer Only Option)


# 12' High Options

exhibit solutions

C200 Designer Model (20' Wide)



C200 Basic Model



**Rental Includes:**

- 2 Headers (Custom Header Additional Cost)
- (6) Spot Lights
- Custom Graphics (Designer Only Option)

Refer to page 11 & 12 for various counters, shelves, and other accessories.

## Custom Headers:

Add a custom graphic header to any booth rental for a fraction of the cost of a full designer option rental. Logos and company branding will add that custom look without breaking your budget. See order forms for pricing and contact your CAM to finalize your graphic look.



# Have your own idea?

We can help you design your own booth.

It's easy!

Configure a booth to meet your specific needs.

Our design department will bring it to life.



Using the same materials as the drawings in the previous pages, you can design your own booth layout. Reference the order form on the following pages, sketch out your idea and submit your order. Your Customer Account Manager will review the drawing for any questions and quote you a cost... it's that easy!

Once you approve the quote, a detailed drawing will be created and reviewed by a Modular Systems Expert. This expert will confirm the booth design is structurally sound and follows all Show Management

guidelines. The drawings are sent to you for one last review and you're done. The next time you see the design again will be when it's standing in your booth.

It's a quick and easy option providing exactly what you want at an affordable price. You design it, we build it. Order it today.




PESdesign@packexposervices.com  
Ph: 972-751-9400

# Color Selections

exhibit solutions

Rental options and accessories can help attract attention on the show floor. Different panel and carpeting colors emphasize your marketing message. Shelving, credenzas, and display cases help you showcase the products or literature you want attendees to notice.



Standard Header Font Styles

**Arial Black**

**Cooper Black**

**Times New Roman Bold**

**Castle T Bold**

Header fonts available in red, blue, and black.  
Custom headers are available.

# Accessories

exhibit solutions



**ACC11**  
Stem Light



**ACC33**  
Straight White Laminate Shelf  
Size: 39" wide x 12" deep



**ACC13**  
Straight White Laminate Shelf  
Size: 39" wide x 8" deep



**ACC14**  
Straight Black Laminate Shelf  
Size: 39" wide x 8" deep



**ACC15**  
Straight Clear Shelf  
Size: 39" wide x 8" deep



**ACC34**  
12" Straight Black Laminate Shelf  
Size: 39" wide x 12" deep

## ACC22

Information Station Credenza  
Size: 58 1/4" wide x 34 3/4" x 42" high  
Comes with lockable door.  
Black only.

## ACC23

Information Station Tower with  
Digital Graphics  
Size: 58 1/4" wide x 34 3/4" x 11' high  
Comes with lockable door.  
Black only.



ACC22

## ACC24

Freestanding Panel with  
Digital Graphics  
Size: 40" wide x 8' high



# Accessories

exhibit solutions

All accessories on this page (ACC1-ACC10) can be ordered with Digital Graphics and are available in your choice of fabric or hardwall color. Refer to the Color Selections page for examples of panel colors.



**ACC1**  
Curved Reception Counter with Open Back  
Size: 60 1/2" wide x 20" deep x 42" high  
Open back - no shelf or door.



**ACC6**  
Contemporary Credenza with Standoff Sign  
Size: 38" wide x 30" deep x 46" high  
Comes with lockable door and a shelf.



**ACC2**  
Essential Credenza  
Size: 40" wide x 30" deep x 42" high  
Comes with lockable door and a shelf.

**ACC8**  
Essential Pedestal  
Size: 30" wide x 30" deep x 42" high  
Pedestal only - closed back.



**ACC3**  
Cosmopolitan Credenza  
Size: 66" wide x 40" deep x 42" high  
Comes with lockable door and a shelf.

**ACC9**  
Reception Counter with Open Back  
Size : 78" wide x 20" deep x 42" high  
Open back - no shelf or door.



**ACC5**  
Contemporary Credenza  
Size: 38" wide x 30" deep x 46" high  
Comes with lockable door and a shelf.

**ACC10**  
Essential Extended Credenza  
Size : 78" wide x 20" deep x 42" high  
Comes with lockable door and a shelf.

