

Standard White Line



FULL VISION

FEATURES:

- Fluorescent or LED lighting available
- Aluminum frame
- Matte white formica exterior
- Solid sides
- Sliding doors with lock (no mirrors)
- Rear storage area with lock in half and quarter vision cases
- Available in 4', 5' and 6' lengths and corner cases
- 38" high and 20" deep
- Showcases are available in full, half and quarter vision
- Corner cases are available in half and quarter vision only



HALF VISION



HALF VISION



QUARTER VISION



QUARTER VISION

Designer Line



HALF VISION CORNER



HALF VISION



QUARTER VISION



FULL VISION



QUARTER VISION CORNER


FEATURES:

- Fluorescent , halogen, or LED lighting available
- Aluminum frame
- Textured designer gray formica exterior
- Glass sides
- Mirrored sliding doors with lock
- Rear storage area with lock in half and quarter vision only
- Available in 4', 5' and 6' lengths and corner cases
- 39" high and 20" deep
- Showcases are available in full, half and quarter vision
- Corner cases are available in half and quarter vision only

Deluxe Line

FEATURES:

- Fluorescent or LED lighting available
- Brushed gold frame
- Glossy black formica exterior
- Glass sides
- Mirrored sliding doors with lock
- Rear storage area with lock
- Available in 4', 5' and 6' lengths and corner cases
- 38" high and 20" deep
- Showcases and corner cases available in half vision and quarter vision only




HALF VISION CORNER



QUARTER VISION CORNER



HALF VISION



QUARTER VISION

Elite Line



QUARTER VISION CORNER



QUARTER VISION



HALF VISION



HALF VISION CORNER

FEATURES:

- Halogen or LED lighting available
- Brushed gold frame
- Verdigris formica exterior
- Glass sides
- Mirrored sliding doors with lock
- Rear storage area with lock
- Available in 4', 5' and 6' lengths and corner cases
- 39" high and 20" deep
- Showcases and corner cases are available in half vision and quarter vision only


Ultra Line




WHITE HALF VISION CORNER

FEATURES:


- LED lighting available in 3000K Yellow or 6000K White
- Aluminum frame
- Glossy black or matte white exterior
- Glass sides
- Glass sliding doors with lock
- Rear storage area with lock available on half and quarter vision showcases only
- Available in 4', 5', and 6' lengths and corner cases
- Showcases are 41½" high and 20" deep
- Corner cases available in two sizes:
 - 34" wide and 20" deep
 - 48" wide and 27½" deep
- All cases available in full vision, half vision, and quarter vision



WHITE QUARTER VISION



BLACK HALF VISION



WHITE FULL VISION



BLACK QUARTER VISION CORNER



WHITE HALF VISION CORNER



BLACK FULL VISION CORNER

Tower



WHITE



DESIGNER



DELUXE



ELITE

CHOICES:

- **STANDARD WHITE:** Aluminum frame with a white formica exterior
- **DESIGNER:** Aluminum frame with a textured gray formica exterior
- **DELUXE:** Brushed gold frame with a glossy black formica exterior
- **ELITE:** Brushed gold frame with a verdigris formica exterior

FEATURES:

- Halogen and LED lighting available
- 6" canopy
- 3 adjustable glass shelves
- Clear glass on four sides
- Hinged framed door with lock
- 20" wide x 20" deep x 80" high
- 20" wide x 20" deep x 54" high glass display area

Museum Pedestal



WHITE



DELUXE



BEIGE

CHOICES:

- **WHITE:** Aluminum frame with matte white formica exterior
- **DELUXE:** Brushed gold frame with glossy black formica exterior
- **BEIGE:** Brushed gold frame with beige formica exterior

FEATURES:

- Halogen lighting or LED lighting available
- 8" canopy
- Glass doors with lock
- Storage area with lock
- 30" wide x 20" deep x 70" high
- 30" wide x 20" deep x 20" high glass display area

Accent Cube



WHITE



DESIGNER

WHITE & DESIGNER LINE FEATURES:

- Aluminum frame
- 3 fixed 50 watt lights
- LED lighting available
- Standard white or textured gray formica exterior
- 18" wide x 18" deep x 70" high
- 18" wide x 18" deep x 18" high glass display area
- Hinged frameless glass door with lock
- Storage area with lock

DELUXE & ELITE LINE FEATURES:

- Brushed gold frame
- 4 MR16 lights in pivoting fixtures
- LED lighting available
- Glossy black or verdigris formica exterior
- 18" wide x 18" deep x 70" high
- 18" wide x 18" deep x 18" high glass display area
- Hinged frameless glass door with lock
- Storage area with lock



DELUXE



ELITE



PACK EXPO East
March 18-20, 2024
Pennsylvania Convention Center
Philadelphia, PA

Glass Showcases

Discount Deadline:
February 12, 2024

- Orders received after the Discount Deadline date or without payment will be charged the Standard rate and are subject to availability.
- All keys must be left with the showcase or a charge of \$10.00 will be added to your Account Summary.
- Electrical outlets and electrical labor for showcase lights are **NOT** included. See our electrical service forms to order electrical.
- **PES is not responsible for any damage or theft to any items left or stored in locked or unlocked showcases.**
- Orders placed less than 2 weeks prior to show move-in will be charged a service charge of \$100.00 per showcase.
- Cancellations received less than 2 weeks prior to the first day of exhibitor scheduled move-in will be billed at 100%.

[Click here](#) to order online.

STANDARD WHITE LINE

Includes fluorescent lighting, aluminum frame, matte white Formica exterior, solid sides, sliding doors w/ locks (no mirrors), rear storage area w/ lock in half and quarter vision only. 20"D x 38"H

Size	Quantity			Advance Price	Standard Price	TOTAL
	Full Vision	Half Vision	Quarter Vision			
4' Length				\$482.15	\$688.80	
5' Length				\$482.15	\$688.80	
6' Length				\$482.15	\$688.80	
34" Corner	N/A			\$507.90	\$725.60	
Upgrade to LED Lighting (per showcase)				\$121.45	\$173.50	

DESIGNER LINE

Includes lighting, aluminum frame, textured designer grey Formica exterior, glass sides,, mirrored sliding doors w/ lock, rear storage area w/ lock in half and quarter vision only. 20"D x 39"H.

4' Length Fluorescent Lighting				\$514.30	\$734.75	
5' Length Fluorescent Lighting				\$514.30	\$734.75	
6' Length Fluorescent Lighting				\$514.30	\$734.75	
34" Corner Fluorescent Lighting	N/A			\$532.90	\$761.30	
42" Corner Fluorescent Lighting	N/A	N/A		\$552.90	\$789.90	
4' Length Halogen Lighting				\$578.60	\$826.60	
5' Length Halogen Lighting				\$578.60	\$826.60	
6' Length Halogen Lighting				\$578.60	\$826.60	
34" Corner Halogen Lighting	N/A			\$597.90	\$854.15	
42" Corner Halogen Lighting	N/A	N/A		\$617.15	\$881.65	
Upgrade to LED Lighting (per showcase)				\$121.45	\$173.50	

ADDITIONAL INFORMATION

Can't find it? Please call your Customer Service Manager with any questions, needs or special requests.

CALCULATING YOUR TOTAL

Subtotal	
Taxes and Fees Multiplied by 8%	
Delivery Fee	\$50.00
TOTAL	

Exhibiting Company: _____

Booth Number: _____

Print Name: _____

Date: _____

Email Address: _____

Phone Number: _____

5931 Campus Circle Drive West, Irving, Texas 75063 | 972.751.9400 | PES.Service@packexposervices.com | packexpoeast.com



PACK EXPO East
March 18-20, 2024
Pennsylvania Convention Center
Philadelphia, PA

Glass Showcases

Discount Deadline:
February 12, 2024

- Orders received after the Discount Deadline date or without payment will be charged the Standard rate and are subject to availability.
- All keys must be left with the showcase or a charge of \$10.00 will be added to your Account Summary.
- Electrical outlets and electrical labor for showcase lights are **NOT** included. See our electrical service forms to order electrical.
- **PES is not responsible for any damage or theft to any items left or stored in locked or unlocked showcases.**
- Orders placed less than 2 weeks prior to show move-in will be charged a service charge of \$100.00 per showcase.
- Cancellations received less than 2 weeks prior to the first day of exhibitor scheduled move-in will be billed at 100%.

[Click here](#) to order online.

DELUXE LINE

Includes fluorescent lighting, brushed gold frame, glossy black Formica exterior, glass sides, mirrored sliding doors w/ lock, rear storage area w/ lock. available in half and quarter vision only. 20"D x 38"H.

Size	Quantity			Advance Price	Standard Price	TOTAL
	Full Vision	Half Vision	Quarter Vision			
4' Length	N/A			\$533.60	\$762.30	
5' Length	N/A			\$533.60	\$762.30	
6' Length	N/A			\$533.60	\$762.30	
34" Corner	N/A			\$559.30	\$799.00	
Upgrade to LED Lighting (per showcase)				\$121.45	\$173.50	

ELITE LINE

Includes halogen lighting, brushed gold frame, verdigris Formica exterior, glass sides, mirrored sliding doors w/ lock, rear storage area w/ lock, available in half and quarter vision only. 20"D x 38"H.

4' Length	N/A			\$565.75	\$808.25	
5' Length	N/A			\$565.75	\$808.25	
6' Length	N/A			\$565.75	\$808.25	
34" Corner	N/A			\$597.90	\$854.15	
Upgrade to LED Lighting (per showcase)				\$ 85.75	\$122.50	

ADDITIONAL INFORMATION

Can't find it? Please call your Customer Service Manager with any questions, needs or special requests.

CALCULATING YOUR TOTAL

Subtotal	
Taxes and Fees Multiplied by 8%	
Delivery Fee	\$50.00
TOTAL	

Exhibiting Company: _____

Booth Number: _____

Print Name: _____

Date: _____

Email Address: _____

Phone Number: _____

5931 Campus Circle Drive West, Irving, Texas 75063 | 972.751.9400 | PES.Service@packexposervices.com | packexpoeast.com



PACK EXPO East
March 18-20, 2024
Pennsylvania Convention Center
Philadelphia, PA

Glass Showcases

Discount Deadline:
February 12, 2024

- Orders received after the Discount Deadline date or without payment will be charged the Standard rate and are subject to availability.
- All keys must be left with the showcase or a charge of \$10.00 will be added to your Account Summary.
- Electrical outlets and electrical labor for showcase lights are **NOT** included. See our electrical service forms to order electrical.
- **PES is not responsible for any damage or theft to any items left or stored in locked or unlocked showcases.**
- Orders placed less than 2 weeks prior to show move-in will be charged a service charge of \$100.00 per showcase.
- Cancellations received less than 2 weeks prior to the first day of exhibitor scheduled move-in will be billed at 100%.

[Click here](#) to order online.

ULTRA LINE

Includes LED lighting available in 3000K Yellow or 6000K White, aluminum frame, glossy black or matte white exterior, glass sides, glass sliding doors w/ lock, rear storage area w/ lock available on half and quarter vision showcases only. Showcases are 20"D x 41.5"H. Corner cases are available in 20"D x 34"L and 27.5"D x 48"L sizes.

Size	Quantity			Advance Price	Standard Price	TOTAL
	Full Vision	Half Vision	Quarter Vision			
4' Length Black				\$649.30	\$ 927.60	
5' Length Black				\$649.30	\$ 927.60	
6' Length Black				\$649.30	\$ 927.60	
34" Corner Black				\$675.00	\$ 964.30	
48" Corner Black				\$700.75	\$1,001.10	
4' Length White				\$649.30	\$ 927.60	
5' Length White				\$649.30	\$ 927.60	
6' Length White				\$649.30	\$ 927.60	
34" Corner White				\$675.00	\$ 964.30	
48" Corner White				\$700.75	\$1,001.10	

Please indicate lighting preference: ☐ 3000k Yellow ☐ 6000K White

TOWER

Includes halogen lighting, 6" canopy, 3 adjustable glass shelves, clear glass on 4 sides, hinged framed door w/ lock. 20"D x 20"W x 80"H. Display area is 20"D x 20"W x 54"H.

Style	Quantity	Advance Price	Standard Price	TOTAL
Standard White - aluminum, white		\$488.60	\$ 698.00	
Designer - aluminum, gray		\$488.60	\$ 698.00	
Deluxe - brushed gold, glossy black		\$488.60	\$ 698.00	
Elite - brushed gold, verdigris		\$488.60	\$ 698.00	
Upgrade to LED Lighting (per showcase)		\$ 64.30	\$ 91.90	

ADDITIONAL INFORMATION

Can't find it? Please call your Customer Service Manager with any questions, needs or special requests.

CALCULATING YOUR TOTAL

Subtotal _____
Taxes and Fees Multiplied by 8% _____
Delivery Fee \$50.00 _____
TOTAL _____

Exhibiting Company: _____

Booth Number: _____

Print Name: _____

Date: _____

Email Address: _____

Phone Number: _____

5931 Campus Circle Drive West, Irving, Texas 75063 | 972.751.9400 | PES.Service@packexposervices.com | packexpoeast.com



PACK EXPO East
March 18-20, 2024
Pennsylvania Convention Center
Philadelphia, PA

Glass Showcases

Discount Deadline:
February 12, 2024

- Orders received after the Discount Deadline date or without payment will be charged the Standard rate and are subject to availability.
- All keys must be left with the showcase or a charge of \$10.00 will be added to your Account Summary.
- Electrical outlets and electrical labor for showcase lights are **NOT** included. See our electrical service forms to order electrical.
- **PES is not responsible for any damage or theft to any items left or stored in locked or unlocked showcases.**
- Orders placed less than 2 weeks prior to show move-in will be charged a service charge of \$100.00 per showcase.
- Cancellations received less than 2 weeks prior to the first day of exhibitor scheduled move-in will be billed at 100%.

[Click here](#) to order online.

MUSEUM PEDESTAL

Includes halogen lighting, 8" canopy, glass door w/ lock, storage area w/ lock. 20"D x 30"W x 70"H. Display area is 20"D x 30"W x 20"H.

Style	Quantity	Advance Price	Standard Price	TOTAL
White - aluminum, white		\$546.45	\$780.65	
Deluxe - brushed gold, glossy black		\$546.45	\$780.65	
Beige - brushed gold, beige		\$546.45	\$780.65	
Upgrade to LED Lighting (per showcase)		\$ 85.75	\$122.50	

ACCENT CUBES

Standard White and Designer lines include aluminum frame, 3 fixed 50W lights, standard white or textured gray Formica exterior (as per line), hinged frameless glass door w/ lock, storage area w/ lock. 18"D x 18"W x 70"H. Display area is 18"D x 18"W x 18"H.
Deluxe and Elite lines include brushed gold frame, 4 MR16lights in pivoting fixtures, glossing black or verdigris Formica exterior (as per line), hinged frameless glass door w/ lock, storage area w/ lock. 18"D x 18"W x 70"H. Display area is 18"D x 18"W x 18"H.

Standard White - aluminum, white		\$475.75	\$679.65	
Designer - aluminum, gray		\$475.75	\$679.65	
Deluxe - brushed gold, glossy black		\$475.75	\$679.65	
Elite - brushed gold, verdigris		\$475.75	\$679.65	
Upgrade to LED Lighting (per showcase)		\$ 64.30	\$ 91.90	

ADDITIONAL INFORMATION

Can't find it? Please call your Customer Service Manager with any questions, needs or special requests.

CALCULATING YOUR TOTAL

Subtotal	
Taxes and Fees Multiplied by 8%	
Delivery Fee	\$50.00
TOTAL	

Exhibiting Company: _____

Booth Number: _____

Print Name: _____

Date: _____

Email Address: _____

Phone Number: _____

5931 Campus Circle Drive West, Irving, Texas 75063 | 972.751.9400 | PES.Service@packexposervices.com | packexpoeast.com